

PHONICS CHALLENGES

Weekly Overview

This week we will revisit the 'ure' sound and learn two new tricky words; *when* and *what*.

The 'ure' sound is a trigraph, which means it is made up of three letters. It can be challenging to remember and apply when we write so it's always good to recap our sounds each day.

Before beginning your phonics challenge for the day, refresh your memory with one of these games.



Flashcards



Tricky and High Frequency words

Login for Phonics Play: march20 Password: home

Sing along with our tricky words songs!



Lesson 1 *ure*

Read along with these 'ure' words to practise your blending skills.



PHONICS CHALLENGES

Challenge

Read the words below and talk about what they mean with an adult.
Can you draw pictures to match these 'ure' words?

secure

cure

pure

manure

Lesson 2 Revisiting phase 3 sounds

Visit BBC Bitesize short video clips to choose some sounds you would like to practise.

The logo for BBC Bitesize, featuring the word "Bitesize" in white, bold, sans-serif font on a red rectangular background.

Phase

The logo for BBC Bitesize, featuring the word "Bitesize" in white, bold, sans-serif font on a red rectangular background.

Phase 3

Challenge

Have a go at this challenge mat! (Larger version available below).

Circle the correct answer.

Do trains run on
tracks?

yes no

Draw a picture to match
the sentence.

The frog jumps in
the pond.

Circle the word that matches
the picture.



sheep shed ship

Write a sentence about this picture.



PHONICS CHALLENGES

Lesson 3 Tricky words *when* and *what*

Both our tricky words today begin with the same first two letters. It's always handy to spot patterns in words when we are trying to remember how they are spelled.

when

what

Challenge

Can you think of some questions that begin with 'when' and 'what'?

Miss Vomero's: **When** is it lunch time?

Miss Tyler's: **What** is for dessert?

Play snap!

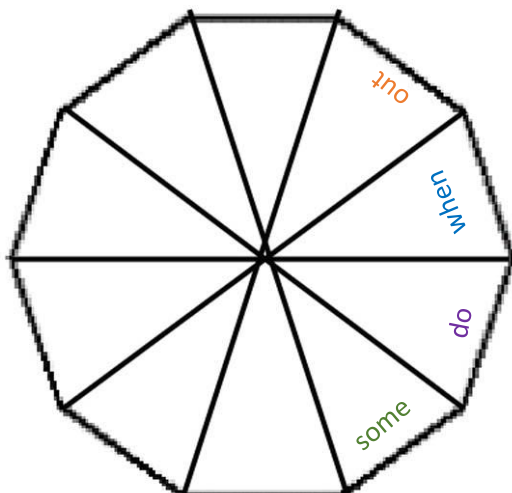
Make lots of 'when' cards and lots of 'what' cards. Take turns to place one card down at a time – when the words match, SNAP!



Lesson 4 Tricky word recap

Today we are going to make our very own rainbow tricky word spinner!

Using the template below, colour each section of the spinner and write a tricky word on it. Then take a pencil and pierce through the middle of the spinner. Take turns to spin it and see which word you get.



Use the tricky words list below to help you.

Lesson 2 Resource

Circle the correct answer.

**Do trains run on
tracks?**

yes no

Draw a picture to match
the sentence.

**The frog jumps in
the pond.**

Circle the word that matches
the picture.

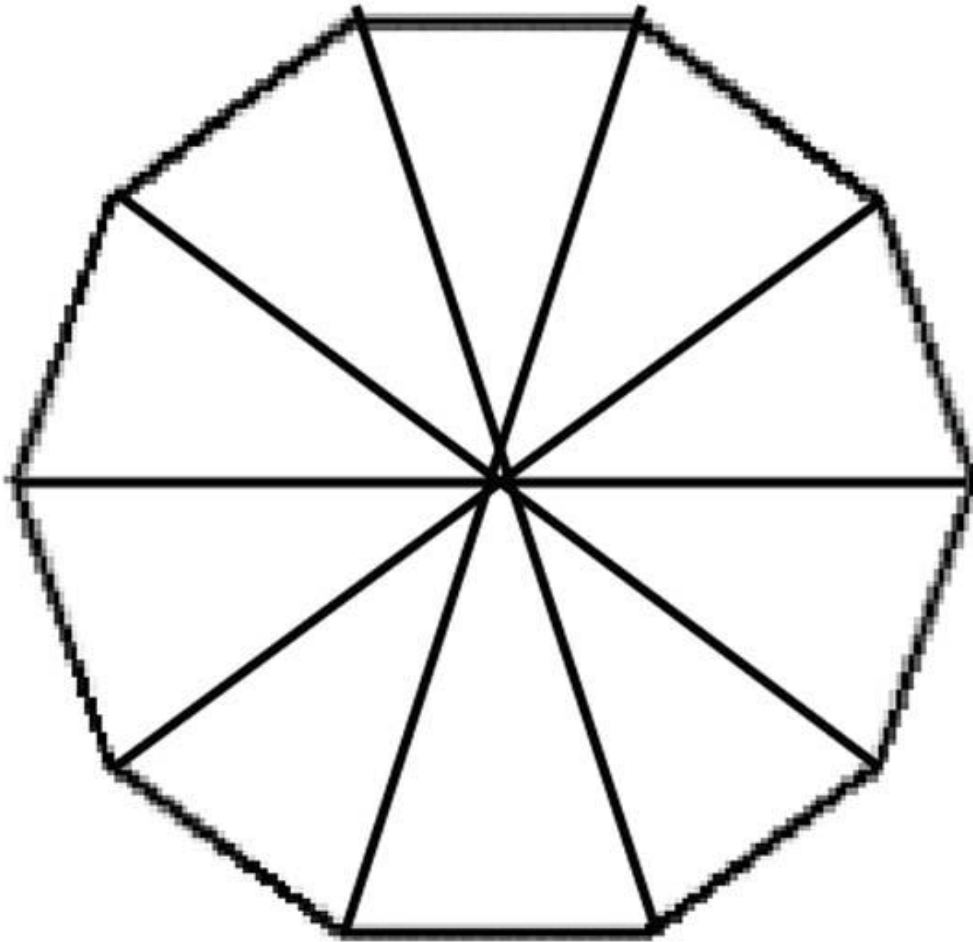


sheep shed ship

Write a sentence about this picture.


















Lesson 4 Resource

















Sound mats

Phase 2 Sound Mat

s 	a 	t 	p 	i 	n 	m 	d 
g 	o 	c 	k 	ck 	e 	u 	r 
h 	b 	f 	ff 	l 	ll 	ss 	

Phase 3 Sound Mat

j 	v 	w 	x 	y 	z 	zz 	qu 
ch 	sh 	th 	ng 	ai 	ee 	igh 	oa 
oo 	oo 	ar 	or 	ur 	ow 	oi 	ear 
air 	ure 	er 					

Tricky words

Phase 2	Phase 3	Phase 4
I	he	said
no	she	have
the	we	like
to	me	so
go	be	do
into	you	some
	are	come
	her	little
	was	one
	all	were
	they	there
	my	what
		when
		out